

Tethr It Now sessions do not require the end user to download or install an application, but since the platform is browser based there are permissions that must be enabled on the device to use the microphone and camera. A successful Tethr It Now session requires the use of both functions.

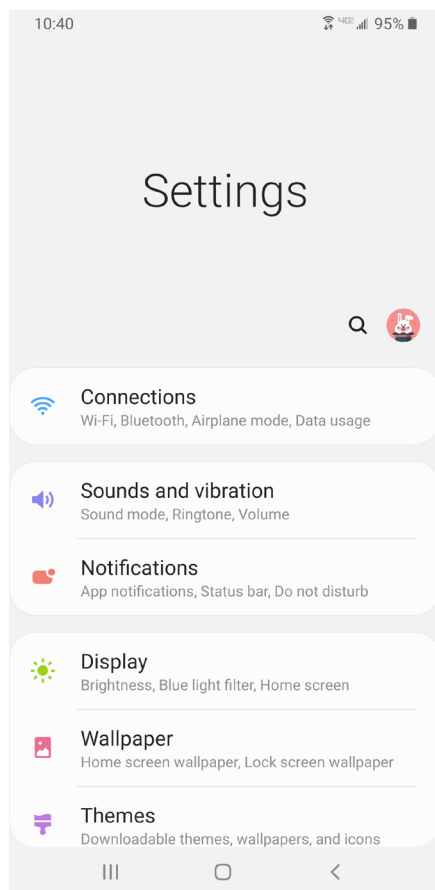
5 Easy Steps:

1. Go To **SETTINGS**
2. Scroll to **APPS**
3. Select **CHROME**
4. Click **PERMISSIONS**
5. **SELECT CAMERA** and ensure **ALLOW** is checked.
(Follow the same steps above for microphone except in step 5 select **MICROPHONE**.)

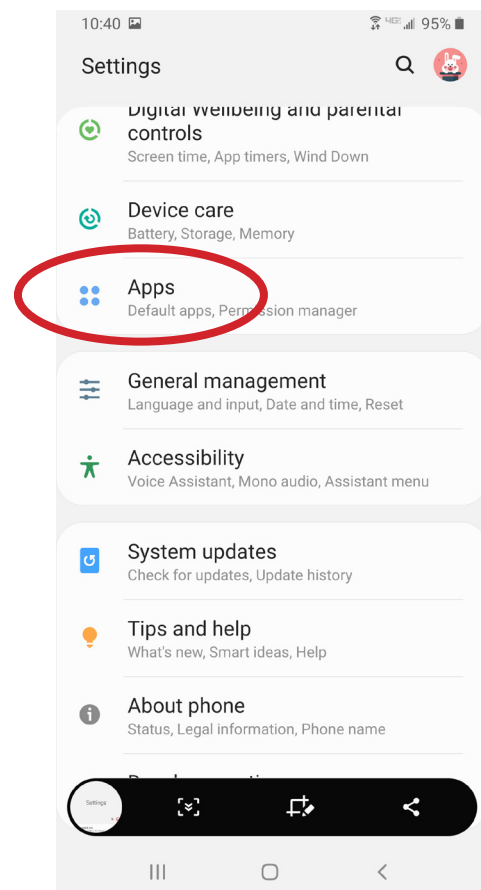
Android Devices (Chrome)

The following steps will show you how to ensure your Android device's settings are properly configured to have a successful Tethr It Now session.

1. On the Android device go to **SETTINGS**.




2. Scroll down until you see **APPS**.

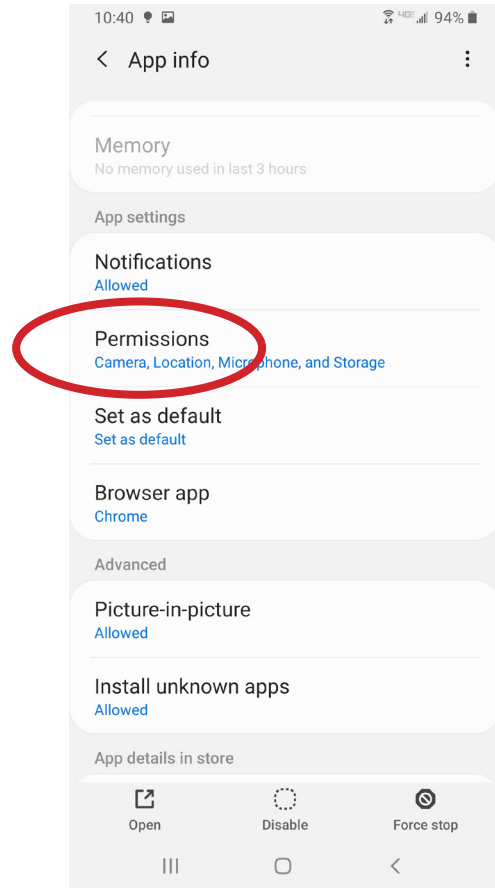


(Continued on next page)

3. Select **CHROME**.

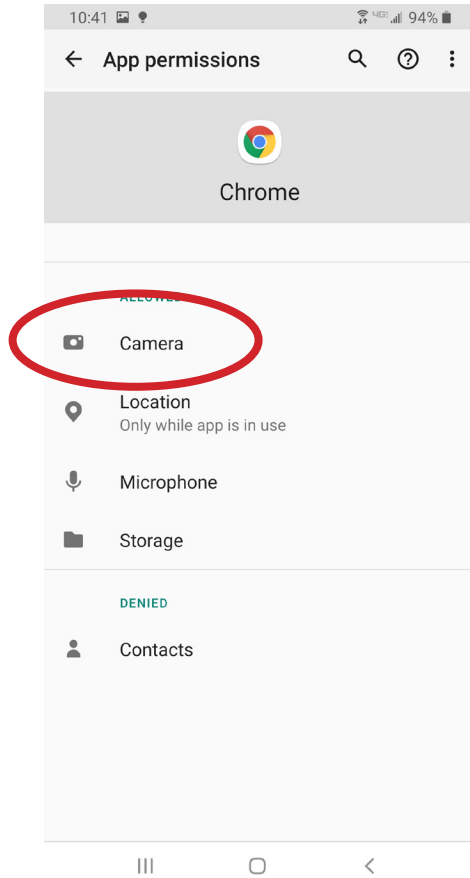


4. Select **PERMISSIONS**.

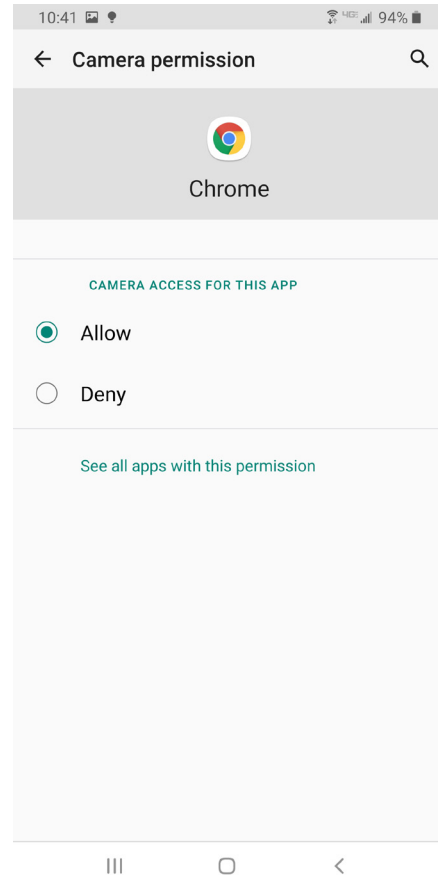


(Continued on next page)

3. Select **CAMERA**.



4. Ensure **ALLOW** is selected.



Note: If DENY is selected, video will not be allowed.

***Follow the same steps for the microphone (Audio) by selecting MICROPHONE (right below CAMERA in the Chrome settings).**